



Creighton's students are diverse in a variety of dimensions.

For complete information on response rates and college codes, please see the [full report](#)


### Student Diversity: Gender

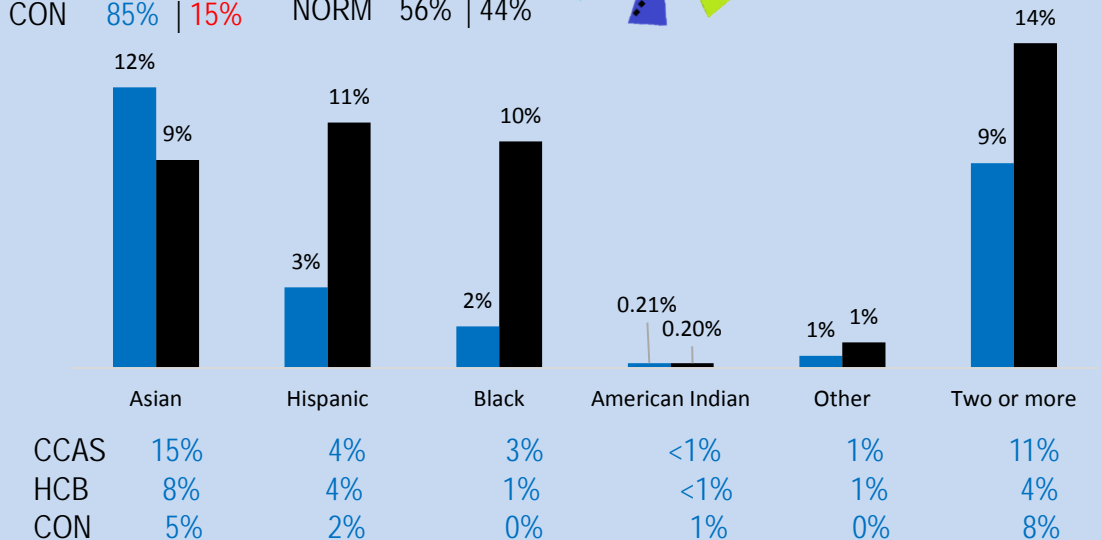
	Male	Female		Male	Female
CCAS	38%	62%		43%	57%
HCB	71%	29%	NORM	42%	58%
CON	9%	91%			



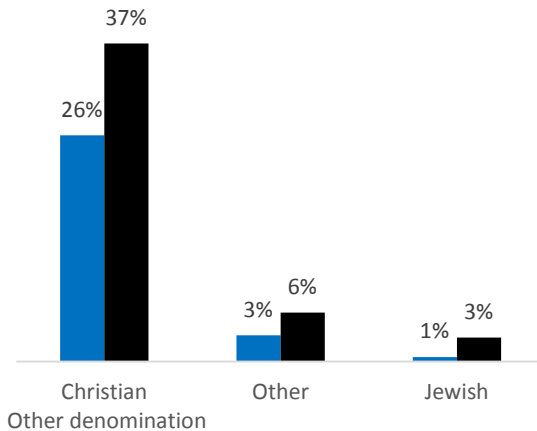
Women enrollment remains dominant in all segments except for in Heider College of Business.

### Student Diversity: Race/Ethnicity

	White	Non-White		White	Non-White
CCAS	67%	33%		73%	27%
HCB	83%	17%	NORM	56%	44%
CON	85%	15%			




### Student Diversity: Religious Affiliation



Catholic | No Religion

CCAS	51%	16%
HCB	60%	15%
CON	62%	10%

	Christian	Other	Jewish
CCAS	28%	5%	< 1%
HCB	24%	<1%	<1%
CON	25%	1%	3%

	55%	15%
NORM	23%	31%

### Student Diversity: Distance from Home (miles)

Over time, we have seen that the number of students reporting 101 - 500 miles of college distance from their permanent homes has surged the highest to 45% since last year. This is significantly higher than the number reported by the national norm. We see a decline in the number of students reporting >500 miles of college distance from their permanent homes at both Creighton and National NORM level.

	< 50	51 to 100	101 to 500	> 500
CCAS	17%	3%	44%	35%
HCB	16%	1%	47%	36%
CON	10%	2%	42%	46%
	16%	2%	45%	37%
NORM	38%	15%	30%	17%

