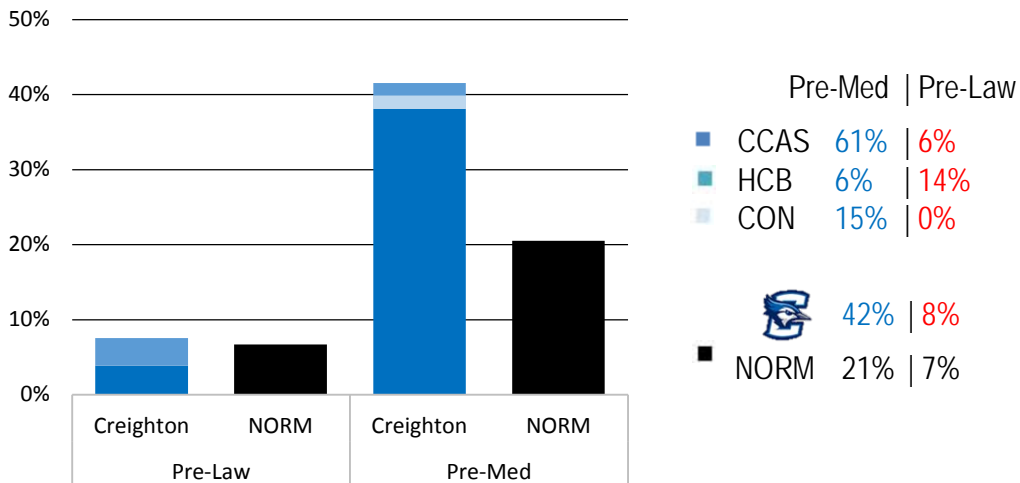



Creighton's Freshman students are academically talented, with a strong health sciences focus. For complete information on response rates and college codes, please see the [full report](#)

### Intended Majors: Pre-Professional Students



### Intended Majors: Popular Majors

Creighton freshmen identified Biology (general) (18%) as their intended majors. Other popular majors are: Nursing (12%), Finance (8%), Neurobiology/Neuroscience (4%), Chemistry (4%), Marketing (4%) and Psychology (4%). 10% of freshmen indicated undecided.



**CCAS:**

Biology (general) 29%, Undecided 11%, Neurobiology/Neuroscience 9%, Chemistry 7% and Psychology 6%


**HCB:**

Finance 28%, Marketing 14%, Accounting 10%, Undecided 10%, International Business 9%,

**CON:**

Nursing 99%, Therapy (Occupational, Physical, Speech) 1%


## Intended Majors

<u>Intended Major</u>		<u>NORM</u>	<u>CCAS</u>	<u>HCB</u>	<u>CON</u>
Undecided	9.5%	8.6%	10.9%	10.4%	0.0%
<b>Arts &amp; Humanities</b>					
Journalism/Communication	0.6%	2.1%	1.0%	0.0%	0.0%
English (language & literature)	0.8%	1.3%	1.3%	0.0%	0.0%
Classical and Modern Language and Literature	0.1%	0.3%	0.2%	0.0%	0.0%
Theology/Religion	0.1%	0.3%	0.2%	0.0%	0.0%
Theater/Drama	0.4%	0.9%	0.7%	0.0%	0.0%
Philosophy	0.3%	0.3%	0.5%	0.0%	0.0%
Other Arts and Humanities	0.4%	0.9%	0.7%	0.0%	0.0%
Art, fine and applied	0.1%	1.3%	0.2%	0.0%	0.0%
<b>Biological &amp; Life Sciences</b>					
Biology (general)	17.8%	8.1%	28.6%	0.0%	0.0%
Neurobiology/Neuroscience	5.4%	1.4%	8.7%	0.0%	0.0%
Biochemistry/Biophysics	2.7%	1.7%	4.4%	0.0%	0.0%
Molecular, Cellular & Developmental Biology	0.7%	0.6%	1.2%	0.0%	0.0%
Animal Biology (zoology)	0.1%	0.7%	0.2%	0.0%	0.0%
Environmental Science	0.4%	0.9%	0.7%	0.0%	0.0%
Other Biological Science	0.1%	0.7%	0.2%	0.0%	0.0%
<b>Business</b>					
Finance	7.8%	2.3%	0.7%	28.3%	0.0%
Marketing	3.9%	2.1%	0.2%	14.3%	0.0%
Accounting	2.9%	1.7%	0.3%	10.4%	0.0%
International Business	2.4%	0.7%	0.0%	9.2%	0.0%
Management	1.3%	2.1%	0.2%	4.4%	0.0%
Entrepreneurship	0.4%	0.7%	0.0%	1.6%	0.0%
Computer/Management Information Systems	0.3%	0.3%	0.0%	1.2%	0.0%

Note: 1. Majors not selected by Creighton freshmen were excluded from this summary.

2. Freshmen selecting majors not offered at Creighton were included in the summary.


## Intended Majors

<u>Intended Major</u>		<u>NORM</u>	<u>CCAS</u>	<u>HCB</u>	<u>CON</u>
Other Business	1.7%	0.7%	0.0%	6.4%	0.0%
Business Admin. (general)	1.9%	2.5%	0.2%	6.8%	0.0%
Human Resources Management	1.9%	0.2%	0.2%	6.8%	0.0%
<b>Education</b>					
Elementary Education	0.6%	1.8%	1.0%	0.0%	0.0%
Secondary Education	0.2%	1.0%	0.3%	0.0%	0.0%
Music	0.2%	1.3%	0.3%	0.0%	0.0%
<b>Engineering</b>					
Other Engineering	0.1%	0.6%	0.2%	0.0%	0.0%
Biomedical Engineering	0.1%	1.0%	0.2%	0.0%	0.0%
Chemical Engineering	0.1%	0.9%	0.2%	0.0%	0.0%
Mechanical Engineering	0.1%	3.0%	0.2%	0.0%	0.0%
Engineering Science/Engineering Physics	0.1%	0.1%	0.2%	0.0%	0.0%
<b>Health Professions</b>					
Nursing	12.0%	4.8%	0.8%	0.0%	99.1%
Pharmacy	2.3%	0.6%	3.4%	0.8%	0.0%
Therapy (occupational, physical, speech)	2.5%	1.8%	3.7%	0.4%	0.9%
Other Health Profession	2.2%	1.9%	3.2%	0.8%	0.0%
Other	1.0%	2.2%	1.5%	0.4%	0.0%
Health Care Administration/Studies	1.1%	0.4%	1.7%	0.4%	0.0%
<b>Justice and Security</b>					
Criminal Justice	0.2%	2.3%	0.2%	0.4%	0.0%
<b>Mathematics or Computer Science</b>					
Computer Science	1.0%	3.7%	1.7%	0.0%	0.0%
Mathematics/Statistics	0.1%	1.7%	0.2%	0.0%	0.0%

Note: 1. Majors not selected by Creighton freshmen were excluded from this summary.

2. Freshmen selecting majors not offered at Creighton were included in the summary.

Intended Majors

<u>Intended Major</u>		<u>NORM</u>	<u>CCAS</u>	<u>HCB</u>	<u>CON</u>
Other Math and Computer Science	0.1%	0.4%	0.2%	0.0%	0.0%
<b>Physical Science</b>					
Chemistry	4.1%	1.3%	6.6%	0.0%	0.0%
Physics	0.5%	0.7%	0.8%	0.0%	0.0%
Other Physical Science	0.3%	0.1%	0.5%	0.0%	0.0%
Astronomy & Astrophysics	0.1%	0.2%	0.2%	0.0%	0.0%
<b>Social Science</b>					
Psychology	3.8%	4.4%	5.7%	0.8%	0.0%
Political Science (gov't., international relations)	2.2%	3.0%	3.2%	0.8%	0.0%
Economics	0.7%	1.1%	0.5%	1.6%	0.0%
Sociology	0.3%	0.7%	0.5%	0.0%	0.0%
Social Work	0.2%	0.5%	0.3%	0.0%	0.0%
Plant Biology (botany)	0.1%	0.1%	0.2%	0.0%	0.0%
Other Social Sciences	0.1%	0.3%	0.2%	0.0%	0.0%

Note: 1. Majors not selected by Creighton freshmen were excluded from this summary.

2. Freshmen selecting majors not offered at Creighton were included in the summary.