



Creighton's students are diverse in a variety of dimensions.

For complete information on response rates and college codes, please see the [full report](#)


Student Diversity: Gender

	Male	Female		Male	Female	
CCAS	38%	62%		42%	58%	
HCB	64%	36%		NORM	45%	55%
CON	17%	83%				



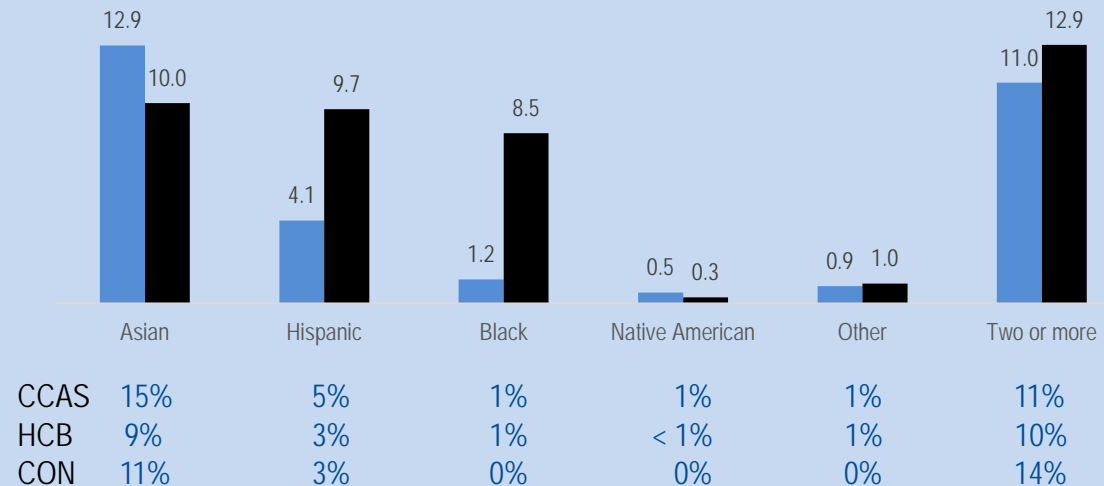
Women enrollment remains dominant in all segments except for in Heider College of Business.

Student Diversity: Race/Ethnicity

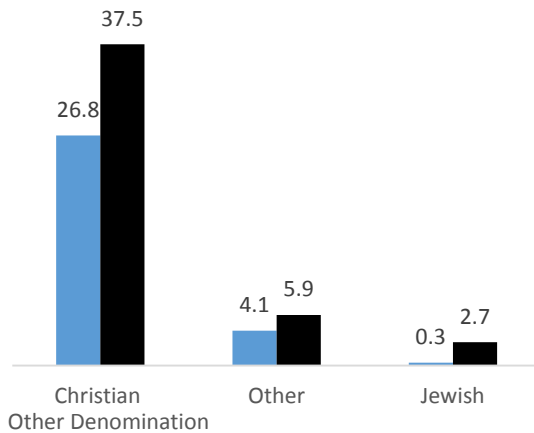
	White	Non-White		White	Non-White	
CCAS	67%	33%		69%	31%	
HCB	75%	25%		NORM	58%	42%
CON	71%	29%				



Majority of students are White, but diversity is increasing among most minority groups.



Student Diversity: Religious Affiliation



Roman Catholic | No Religion

CCAS	48%	18%
HCB	62%	13%
CON	57%	11%




53%	16%
NORM	24% 30%

CCAS	28%	5%	< 1%
HCB	23%	2%	1%
CON	30%	2%	0%

Student Diversity: Distance from Home (miles)

Over time, we have seen that the number of students reporting 101 to 500 miles of college distance from their permanent homes has surged the highest to 40% since last year. This is significantly higher than the number reported by the national norm.

	< 50	51 to 100	101 to 500	> 500
CCAS	17%	4%	39%	40%
HCB	16%	3%	41%	40%
CON	9%	4%	40%	47%
	16%	4%	40%	40%
NORM	35%	15%	29%	21%

