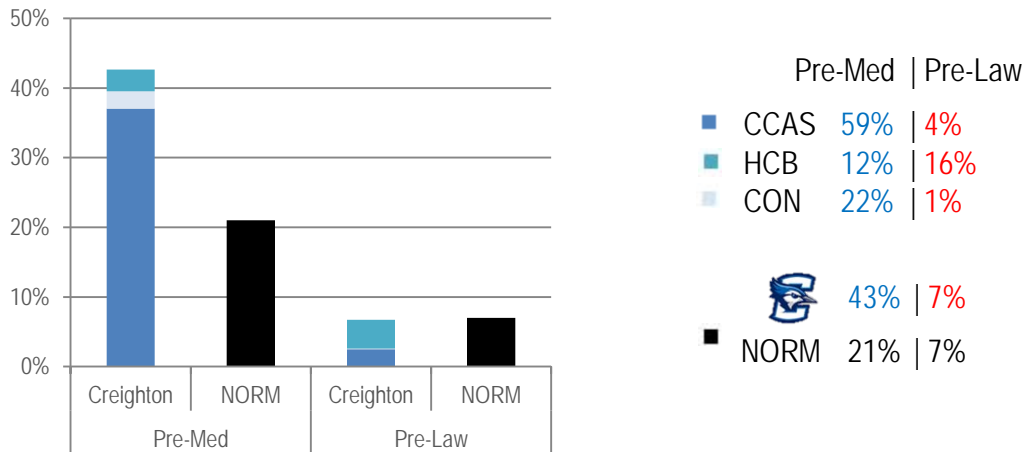


Creighton's Freshman students are academically talented, with a strong health sciences focus.

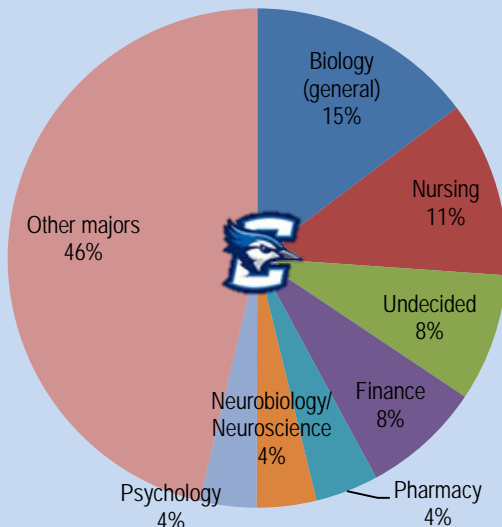
For complete information on response rates and college codes, please see the [full report](#)

Intended Majors: Pre-Professional Students



Intended Majors: Popular Majors

Creighton freshmen identified Biology (general) (15%) as their intended majors. Other popular majors are: Nursing (11%), Finance (8%), Pharmacy (4%), Neurobiology/Neuroscience (4%), and Psychology (4%). 8% of freshmen indicated undecided.



CCAS:

Biology (general) 23%, Undecided 10%, Pharmacy 6%, Neurobiology/Neuroscience 6%, Psychology 6%


HCB:

Finance 29%, Marketing 13%, Accounting 13%, Business Adm (general) 10%, Undecided 8%

CON:

Nursing 96%, Accounting 1%, Finance 1%, Marketing 1%, Undecided 1%


Intended Majors

<u>Intended Major</u>		<u>NORM</u>	<u>CCAS</u>	<u>HCB</u>	<u>CON</u>
Undecided	8.3%	8.9%	9.7%	8.0%	0.9%
Arts & Humanities					
Journalism/Communication	1.5%	1.9%	2.2%	0.4%	0.0%
English (language & literature)	0.8%	1.4%	1.2%	0.0%	0.0%
History	0.8%	1.0%	1.2%	0.0%	0.0%
Classical and Modern Language and Literature	0.5%	0.3%	0.9%	0.0%	0.0%
Theology/Religion	0.5%	0.3%	0.9%	0.0%	0.0%
Theater/Drama	0.5%	0.8%	0.9%	0.0%	0.0%
Philosophy	0.4%	0.3%	0.7%	0.0%	0.0%
Media/Film Studies	0.1%	1.0%	0.2%	0.0%	0.0%
Art, fine and applied	0.1%	1.2%	0.2%	0.0%	0.0%
Other Arts and Humanities	0.1%	0.8%	0.2%	0.0%	0.0%
Biological & Life Sciences					
Biology (general)	14.7%	7.4%	23.0%	0.8%	0.0%
Neurobiology/Neuroscience	3.9%	1.5%	6.1%	0.0%	0.0%
Biochemistry/Biophysics	2.9%	1.6%	4.6%	0.0%	0.0%
Molecular, Cellular & Developmental Biology	1.1%	0.7%	1.7%	0.0%	0.0%
Animal Biology (zoology)	0.5%	0.5%	0.9%	0.0%	0.0%
Environmental Science	0.3%	0.9%	0.5%	0.0%	0.0%
Microbiology	0.2%	0.3%	0.3%	0.0%	0.0%
Ecology & Evolutionary Biology	0.1%	0.2%	0.2%	0.0%	0.0%
Marine Biology	0.1%	0.6%	0.2%	0.0%	0.0%
Other Biological Science	0.1%	0.8%	0.2%	0.0%	0.0%

Note: 1. Majors not selected by Creighton freshmen were excluded from this summary.

2. Freshmen selecting majors not offered at Creighton were included in the summary.


Intended Majors

<u>Intended Major</u>		<u>NORM</u>	<u>CCAS</u>	<u>HCB</u>	<u>CON</u>
Business					
Finance	7.7%	2.2%	0.3%	29.0%	0.9%
Marketing	3.5%	2.0%	0.2%	13.0%	0.9%
Accounting	3.3%	1.8%	0.0%	12.6%	0.9%
Business Administration (general)	3.1%	2.4%	1.0%	9.7%	0.0%
International Business	2.0%	0.8%	0.2%	7.6%	0.0%
Management	0.9%	2.1%	0.0%	3.4%	0.0%
Entrepreneurship	0.6%	0.6%	0.2%	2.1%	0.0%
Human Resource Management	0.4%	0.2%	0.0%	1.7%	0.0%
Computer/Management Information Systems	0.3%	0.3%	0.0%	1.3%	0.0%
Other Business	0.3%	0.7%	0.0%	1.3%	0.0%
Real Estate	0.1%	0.1%	0.0%	0.4%	0.0%
Education					
Elementary Education	0.8%	1.6%	1.2%	0.0%	0.0%
Secondary Education	0.3%	0.8%	0.5%	0.0%	0.0%
Music/Art Education	0.1%	0.5%	0.2%	0.0%	0.0%
Physical Education/Recreation	0.1%	0.4%	0.0%	0.4%	0.0%
Engineering					
Other Engineering	0.3%	0.7%	0.5%	0.0%	0.0%
Biomedical Engineering	0.2%	1.2%	0.3%	0.0%	0.0%
Health Professions					
Nursing	11.4%	4.3%	0.3%	0.8%	96.2%
Pharmacy	4.1%	0.8%	6.3%	0.4%	0.0%
Therapy (occupational, physical, speech)	3.0%	2.1%	4.6%	0.4%	0.0%
Other Health Profession	2.8%	2.2%	4.1%	0.8%	0.0%
Health Care Administration/Studies	1.0%	0.3%	1.4%	0.4%	0.0%

Note: 1. Majors not selected by Creighton freshmen were excluded from this summary.

2. Freshmen selecting majors not offered at Creighton were included in the summary.

Intended Majors

<u>Intended Major</u>		<u>NORM</u>	<u>CCAS</u>	<u>HCB</u>	<u>CON</u>
Justice and Security					
Criminal Justice	0.1%	1.9%	0.2%	0.0%	0.0%
Mathematics or Computer Science					
Computer Science	0.9%	3.8%	1.4%	0.0%	0.0%
Mathematics/Statistics	0.1%	1.1%	0.2%	0.0%	0.0%
Physical Science					
Chemistry	3.4%	1.2%	5.3%	0.4%	0.0%
Physics	0.6%	0.7%	1.0%	0.0%	0.0%
Other Physical Science	0.1%	0.2%	0.2%	0.0%	0.0%
Social Science					
Psychology	3.7%	4.2%	5.6%	0.4%	0.0%
Political Science (gov't., international relations)	2.3%	3.1%	3.2%	0.8%	0.0%
Economics	1.0%	1.4%	0.5%	2.5%	0.0%
Sociology	1.0%	0.6%	1.5%	0.0%	0.0%
Anthropology	0.6%	0.3%	1.0%	0.0%	0.0%
Social Work	0.2%	0.5%	0.3%	0.0%	0.0%

Note: 1. Majors not selected by Creighton freshmen were excluded from this summary.

2. Freshmen selecting majors not offered at Creighton were included in the summary.